



100+ Scrap Yarn Projects That Don't Look Like Scraps


Are you buried in a mountain of beautiful yarn scraps? It's time to stop the scrap yarn shame! This handout is your guide to 100+* genuinely great, free crochet projects that will bust that stash and leave you with fun, useful, and adorable finished objects.

The best part? These projects typically use less than 150 grams of yarn, making them perfect for those small, lonely balls of fiber without feeling like a typical color bomb. Grab your hook, and let's get started!

Key:



 Youtube Videos







 Search results - The results from one source such as Ravelry or LoveCrafts

 Round up - One page with a list of options, usually curated by a blogger.

Wearables & Accessories (15)









These small accessories are perfect for quick gratification and testing out fun color combinations.

1.  [Tiny Flower Brooches](#): Perfect for hats or jackets.
2.  [Cable Tie Wraps](#): A stylish way to keep earbud cords tidy.

3.  **Hair Scrunchies:** Use cotton scraps for a durable, quick project.
4. **Cuff Bracelets:** Single-crochet stripes in varying scrap colors.
5.  **Small Bow Hair Clips:** Attach to a simple metal clip.
6.  **Fingerless Gloves (Patchwork Style):** Crochet small squares and stitch them together.
7.  **Crocheted Headbands:** Use a thick hook and textured stitches.
8. **Small Key Fobs:** A simple tube of durable yarn.
9.  **Bookmark Tassels:** Make a decorative topper for a simple tassel.
10.  **Shoe/Bag Charms(Jibbitz):** Small shapes for Crocs or Bogg Bags .
11. **Eye Glass Case:** Just 5 small hexagrannies.
12. **Airpod Pouch:** Cute and functional.
13. **Yoga Mat Strap:** Easy on the go.
14. **Headbands:** Very versatile.
15. **Scrappy Bags:** So many options

Home Decor (15)

Add pops of color and function around your home without buying new skeins.

11.  **Coasters (Hexagon or Circle):** Always useful and fun to stack.
12.  **Curtain Tie-Backs:** Simple chain or braided scrap yarn.
13.  **Mini Storage Baskets:** Use T-shirt yarn scraps for stiffness.
14. **Small Plant Hanger Rings:** For very tiny air plants.
15.  **Draft Stopper:** Crochet small patches and stitch them into a long tube.
16. **Doorknob Covers:** Protect walls from slamming doorknobs.
17.  **Small Wall Hangings (Tapestry Style):** Practice color changes.
18.  **Crocheted Garland:** Rotate for every holiday or season.
19. **Essential Oil Diffusers:** Small, dense crochet balls or flowers.
20.  **Key Holders:** Works for fobs or loose keys.
21.  **Gift Card Holder (Reusable):** Small, flat rectangles or circles.
22. **Plant Pot Covers:** Turn boring planters into pretty.
23. **Plant Hangers:** Not just for macrame.
24. **Succulents** and other plants: Safe for the brownest thumb.
25. **Scrap Rug:** Like a rag rug only with yarn.

Kitchen & Bath (18)

Practical and pretty!

26. **Microwave Bowl Cozy**: No more burned fingers.
27. **Small Jar Toppers/Lids**: Use for homemade jams or gifts.
28. **Tea Bag Caddy**: A tiny basket to store tea bags.
29. **Small Trivets (Hot Pads)**: Use cotton or wool scraps.
30. **Fridge Magnet Covers**: Cover basic craft magnets.
31. **Cotton Dishcloths/Washcloths**: Use cotton scraps for absorbency.
32. **Beach/Camp Chair Caddy**: Cute and practical.
33. **Soap Savers/Pouches**: A little bag to use up soap scraps.
34. **Face Scrubbies**: Use easy care yarn.
35. **Dish Scrubbies**: Use Scrubby Yarn
36. **Pan Protectors**: Stop scratches on non-stick surfaces.
37. **Pot/Pan Handle Grips**: Protect hands from hot metal handles.
38. **Bottle/Can Sleeves**: Keep drinks cool.
39. **Tumbler Wraps**: Decorate those Stanleys.
40. **Bag Keepers**: Recycle all those plastic grocery bags.
41. **Swiffer Covers**: Washable and reusable.
42. **Towel Holder**: Crochet a decorative hanger for your towels.
43. **Small Fruit Hammocks (Wall Hung)**: Tiny net bags.

Craft Room (6)

Use those scraps to organize the crafts

44. **Yarn Cozies**: Yarn to organize yarn.
45. **Mug Organizer wrap**: Keep your tools at your fingers.
46. **Yarn Hammock**: Keep the yarn off the floor.
47. **Tape Measure Cover**: handy and pretty.
48. **Hook Roll**: Using crochet to store your crochet hooks.
49. **Pin Cushions**: Because you ARE blocking, aren't you?



Amigurumi & Toys (10)

The ultimate scrap-busting category! Many patterns use less than 10 yards.

50. [Inner Beast Scrap Monster](#): Crazy yarn ball makes the perfect monster.
51. [Worry Worms/Snakes](#): Long, simple spirals.
52. [Pocket-Sized Dinosaurs](#): Tiny T-Rex.
53. [Small Bees/Bumblebees](#): Yellow and black yarn scraps.
54. [Tiny Turtles](#): Great for using up two different colors.
55. [Popsicle Covers](#): A cute, reusable sleeve.
56. [Dollhouse & Other Items](#): Great use of small qty.
57. [Pencil Toppers](#): Simple cones or heads to slide onto a pencil.
58. [Finger Puppets](#): Tiny, quick characters.
59. [Beaded Fidget Strip](#): Keeps fingers busy.

Seasonal & Holiday (12)

Upgrade your wrapping and craft projects with these little touches.

60.  [Table top Christmas Trees](#): Customize size and color for your decor.
61. [Small Witch Hats](#): Ornaments, key chains, mirror hangers.
62. [Stockings](#): Large or small
63. [Snowflakes](#): As unique as the real thing.
64. [“Marshmallow Bunnies”](#): Love the squish
65. [Christmas Ornaments](#): Or Gift Tags
66. [Halloween Treat Bags](#): Cute AND Spooky?
67. [Wine Gift Bag](#): Reuse on water bottles.
68. [Mini Bouquet](#): They never die.
69.  [Pumpkins & More Pumpkins](#): From spooky to fall festive.
70. [Easter Eggs](#): At least they don't spoil if you miss one.
71. [Easter Basket](#): Mix and match spring colors to use up scraps.

Pets (5)

Don't forget the furry friends!

72. [Bandanas](#): A little scrap, a lot of personality.
73. [Pet Beds](#): A bigger project but a real scrap or stash buster.
74. [Dog Poop Bag Dispenser](#): Quick and easy.
75. [Pet bucket hats](#): How ADORBS
76. [Toys](#): Just be careful of yarns and fillers used.

Large Project Building Blocks (9)

This section is about ideas rather than links. Turn your scraps into components for bigger projects, making it look like a planned design!

77. **Granny Squares (2-3 Rounds)**: Use for sweaters, blankets, bags and just about anything you can imagine.
78. **Hexagon Motifs**: Like granny squares, but six sides..
79. **Crocheted Cord**: Long l-cords for blanket borders or handles.
80. **Joining Squares**: Use one consistent scrap color to join many different squares.
81. **Border Edging**: Use a scrap color to add a final edging to an existing project.
82. **Tote Bag Handles**: Durable, thick straps using multiple scrap strands held together.
83. **Spiral Coils**: Crochet in the round for a coiled look, then stitch together.
84. **The Scrap Blanket (No Sew)**: Crochet one small strip until that scrap is gone, then tie on the next scrap. The end result is a colorful, textured blanket.
85. [Magic Ball](#): One Big Ball to Do it ALL.

Find the Free Patterns

To locate EVEN MORE free patterns for any of these items, use the following search terms on popular crochet pattern websites: "[Item Name] free crochet pattern," "scrap yarn [Item Name]," or "mini crochet [Item Name] pattern." Many simple tutorials are also available on YouTube.

*Round up links contain multiple ideas so I've counted those as more than one even though this guide only shares 85 direct lines.